Complete Screwing Sets

Flat Sealing. Compatible to Type "Atlas Copco"

- Screwings made of steel/malleable iron, zinc-plated and yellow passivated (free of chrome VI)
- Consisting of connecting nut and flat sealing hose stem with O-ring
- Complete Screwing Sets with turned stem profile for perfect fit of the hose
- Further hose assembly methods, for example with crimping ferrules or safety clamps, and also other dimensions on request
- Popular screwing system for compressed air in mining and tunnelling
- Interchangeable with Screwing System type "Atlas Copco"

Materials

- Hose stem: Steel zinc-plated and yellow passivated (free of chrome VI)
- Connecting nut: Malleable iron zinc-plated and yellow passivated (free of chrome VI)
- O-rings: Buna N

Max. Working Pressure	Temperature	Media	Thread	
PN 16 / 25 bar	- 40°C – + 95°C	Compressed air, Water	DIN 405	1

Complete Screwing Sets flat sealing

Hose connection	Thread connection	L	B	Passage	Weight	Type No.
Hose i.D. 50	RD 65x1/6 f	166	105	45	1300	65/50 FL
Hose i.D. 53	RD 65x1/6 f	166	105	47	1320	65/53 FL

For hose clamps DIN 20 039 A, type SL (page 413)

Single Connecting Nuts

Thread connection	L	B	Passage	Weight	Type No.
Rd 65 x 1/6 f	36	105	56.5	555	UM 65



Single Hose stems, flat sealing

Hose connection	L	Passage	Weight	Type No.
Hose i.D. 50	166	45	745	FT 50 L
Hose i.D. 53	166	48	765	FT 53 L

For hose clamps DIN 20 039 A, type SL (page 413)



Rubber rings for flat sealing hose stems

Resistance	L	D	Material	Temp. °C	Media	Shore A	Weight	Type No.
Oil	3	55	Buna N	-40°C - +95°C	Compressed air	65 °	2	ED 50 L

Double Nipples Flat Sealing

- Nipples made of steel, zinc-plated and yellow passivated (free of chrome VI)
- Suitable for flat sealing Complete Screwings (above)
- For the direct connection of fitting to machine/tool for compressed air in mining and tunnelling

Materials

- Double Nipples: Steel zinc-plated and yellow passivated (free of chrome VI)

Max. Working Pressure	Temperature	Thread	Media	
PN 25 bar	- 40°C – + 95°C	ISO 228 / DIN 405	Compressed air	1

Double nipples, flat sealing, with male/ male thread or rather male/ female thread
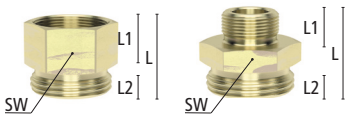
Thread connection	L	SW	L1	L2	Weight	Type No.
G 1 1/4 m - RD 65x1/6 m	58	65	22	20	665	N 6554 A
G 1 1/2 m - RD 65x1/6 m	58	65	22	20	675	N 6515 A
G 2 m - RD 65x1/6 m	58	65	22	20	680	N 6520 A
G 2 f - RD 65x1/6 m	55	65	25	20	650	N 6520 I
RD 75 x 1/6 m - RD 65x1/6 m	77	75	41	20	1192	N 6575 A