

# Micro Quick Connect Couplings

## Series ESMC single shut-off

**DN 2.7**



Also in  
Stainless Steel  
Series ESMCE  
page 286

- High quality one-hand quick connect couplings with smallest dimensions made of brass MS 58 nickel-plated
- Robust, safe and reliable
- Couplings on request also available with red or blue anodised aluminium sleeve, or as straight through and double shut-off version
- Multiple applications in pneumatics, measure, control and regulation technique

### Materials

- Body, sleeve, valve body, valve, plug: Brass MS 58 nickel-plated
- Spring, retaining ring: Stainless steel 1.4310
- Balls: Stainless steel 1.3541
- O-rings: Buna N

Max. Working Pressure	Temperature	DN	Thread	Flow Capacity	Operation	Type of valve	Media	Area	
PN 35 bar	-20°C – +100°C	2.7	ISO 228 / DIN 13	165 l/min	One-hand	Single shut-off	Air a.o.	Europe	10

### Couplings with male thread

Thread connection	L	SW	D	L1	Weight	Type No.
M 5 m	26	9	10	5	9	ESMC 5 A
G 1/8 m	28	11	10	7	12	ESMC 18 A

### Couplings with female thread

Thread connection	L	SW	D	L1	Weight	Type No.
M 5 f	26	9	10	5	10	ESMC 5 I
G 1/8 f	28	12	10	7	14	ESMC 18 I

### Couplings with hose barb

Hose connection	L	D	L1	Weight	Type No.
Hose i.D. 3	35	10	13	9	ESMC 3 T
Hose i.D. 4	35	10	13	10	ESMC 4 T
Hose i.D. 5	35	10	13	10	ESMC 5 T

For hose clips type ZOS (© page 414) or type HS (© page 415)

### Couplings with squeeze nut

Hose connection	L	SW	D	Weight	Type No.
Hose 3x4	33	9	10	15	ESMC 34 TQ
Hose 3x5	33	9	10	15	ESMC 3 TQ
Hose 4x6	32	9	10	15	ESMC 4 TQ

### Couplings with squeeze nut and bulkhead screwing




Hose connection	L	SW	D	L1	SW1	G	Weight	Type No.
Hose 3x4	45	12	10	17	11	M 7x0.5 m	26	ESMC 34 TQSV
Hose 3x5	45	12	10	17	11	M 7x0.5 m	26	ESMC 35 TQSV
Hose 4x6	45	12	10	17	12	M 8x0.5 m	26	ESMC 4 TQSV

### Couplings with hose barb and bulkhead screwing

Hose connection	L	SW	D	L1	L2	SW1	G	Weight	Type No.
Hose i.D. 3	51	12	10	13	17	11	M 7x0.5 m	24	ESMC 3 TSV
Hose i.D. 4	51	12	10	13	17	11	M 7x0.5 m	24	ESMC 4 TSV
Hose i.D. 5	51	12	10	13	17	12	M 8x0.5 m	24	ESMC 5 TSV

Coupling System ESMC also available straight through or with double shut-off for an additional charge.

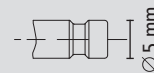
When ordering just add -AB to the regular Type No.i.e ESMC 5 IAB or ESMC 18 NAAB.



# Micro Quick Connect Couplings

## single shut-off Series ESMC

**DN2.7**



Plug Profile (original size)

### Plugs with male thread

Thread connection	L	SW	L1	L2	Weight	Type No.
M 5 m	18	7	5	10	3	ESMC 5 NA
G 1/8 m	20	11	7	10	6	ESMC 18 NA

### Plugs with female thread

Thread connection	L	SW	L1	L2	Weight	Type No.
M 5 f	17	7	5	10	3	ESMC 5 NI
G 1/8 f	19	12	7	10	6	ESMC 18 NI

### Plugs with hose barb

Hose connection	L	D	L1	L2	Weight	Type No.
Hose i.D. 3	24	7	13	10	2	ESMC 3 S
Hose i.D. 4	24	7	13	10	3	ESMC 4 S
Hose i.D. 5	24	9	13	10	3	ESMC 5 S

For hose clips type ZOS (© page 414) or type HS (© page 415)

### Plugs with squeeze nut

Hose connection	L	SW	L1	Weight	Type No.
Hose 3x4	25	8	10	12	ESMC 34 SQ
Hose 3x5	25	8	10	12	ESMC 3 SQ
Hose 4x6	25	8	10	12	ESMC 4 SQ

### Plugs with squeeze nut and bulkhead screwing

Hose connection	L	SW	L1	L2	SW1	G	Weight	Type No.
Hose 3x4	38	12	17	10	11	M 7x0.5 m	23	ESMC 34 SQSV
Hose 3x5	38	12	17	10	11	M 7x0.5 m	23	ESMC 35 SQSV
Hose 4x6	38	12	17	10	12	M 8x0.5 m	23	ESMC 4 SQSV

### Plugs with hose barb and bulkhead screwing

Hose connection	L	SW	L1	L2	L3	SW1	G	Weight	Type No.
Hose i.D. 3	45	12	13	17	10	11	M 7x0.5 m	21	ESMC 3 SSV
Hose i.D. 4	45	12	13	17	10	11	M 7x0.5 m	21	ESMC 4 SSV
Hose i.D. 5	45	12	13	17	10	12	M 8x0.5 m	21	ESMC 5 SSV

Special versions and versions in brass plain on request.

