

Features

- ☆ Pressure range: Compound(-100.0~100.0kPa)
Vacuum(0.0~-101.3kPa)
Positive(-0.100~1.000MPa)
- ☆ Two switch output & one analog output.
- ☆ Hysteresis adjustable.
- ☆ High accuracy and resolution.
- ☆ Low cost.



Technical Parameters

Model		RL6C(Compound)	RL6V(Vacuum)	RL6P(Positive)
Rated pressure range		-100.0~100.0kPa	0.0~-101.3kPa	0.000~1.000 MPa
Setting pressure range		-100.0~100.0kPa	10.0~-101.3kPa	-0.100~1.000 MPa
Withstand pressure		300 kPa		1.5MPa
Fluid		Air,Non-corrosive gases,incombustible gases		
Set pressure resolution	kPa	0.1		-
	MPa	-		0.001
	kgf/cm ²	0.001		0.01
	bar	0.001		0.01
	psi	0.01		0.1
	InHg	0.1		-
	mmHg	1		-
	mmH ₂ O	0.1		-
Power supply voltage		12 to 24VDC ± 10%,Ripple(P-P)10% or less		
Current consumption		≤55mA		
Switch output		NPN:open collector 2 outputs Max.load current: 80mA Max.supply voltage: 30VDC Residual voltage: ≤1V (load current 80mA)		PNP:open collector 2 outputs Max.load current: 80mA Max.supply voltage: 24VDC Residual voltage: ≤1V (load current 80mA)
Repeatability(Switch output)		≤ ±0.2%F.S. ± 1digit		
Hysteresis	Hysteresis mode	Adjustable		
	Window comparator mode	Fixed(3 digits)		
Response time		≤2.5ms(chattering-proof function; 24ms,192ms and 768ms selections)		
Output short circuit protection		Yes		
7 segment LED display		3 1/2digit LED display (Sampling rate:5 times/1sec)		
Indicator accuracy		≤ ± 2% F.S. ± 1 digit(ambient temperature: 25 ± 3°C)		
Indicator		Green LED(OUT1),Red LED(OUT2)		
Analog output (only type RL6□-01-□, RL6□-03-□)		Output voltage: 1 to 5V ≤ ±5%F.S.(within rated pressure range) Linearity: ≤ ± 1%F.S.		Output voltage: to 5V ≤ ± 2.5%F.S.(within rated pressure range) Linearity: ≤ ± 1%F.S.
Environment	Enclosure	IP 40		
	Ambient temp.range	Operation: 0~50°C,storage: -20~60°C (No condensation or freezing)		
	Ambient humidity range	Operation/Storage: 35~85%RH (No condensation)		
	Withstand voltage	1000VAC in 1-min (between case and lead wire)		
	Insulation resistance	50 Mohm min.(at 500VDC) (between case and lead wire)		
	Vibration	Total amplitude 1.5mm, 10Hz~55Hz~10Hz scan for 1 minute,, two hours each direction of X,Y and Z		
Shock		980m/s ² (100G) 3 times each in direction of X,Y and Z		
Temperature characteristic		≤ ± 2% F.S. of detected pressure(25°C) at temp. Range of 0~50°C		
Port size		F1:1/8"PT,M5;F2:1/8"NPT,M5; F3:G1/8",M5		
Lead wire		Oil-resistance cable(0.15mm ²)		
Weight		Approx.*67g(with 2-meter lead wire), Approx.*35g(with male connector)		

How to Order

RL6C – 01 – F1 – □

① ② ③ ④

① Pressure Range

C	Compound(-100.0~100.0kPa)
V	Vacuum(0.0~-101.3kPa)
P	Positive(-0.100~1.000MPa)

② Output Specifications

01	2 NPN output & 1 Analog output
02	2 NPN output
03	2 PNP output & 1 Analog output
04	2 PNP output

③ Pressure port

F1	1/8"PT
F2	1/8"NPT
F3	G1/8"

④ Cable Length/Connector

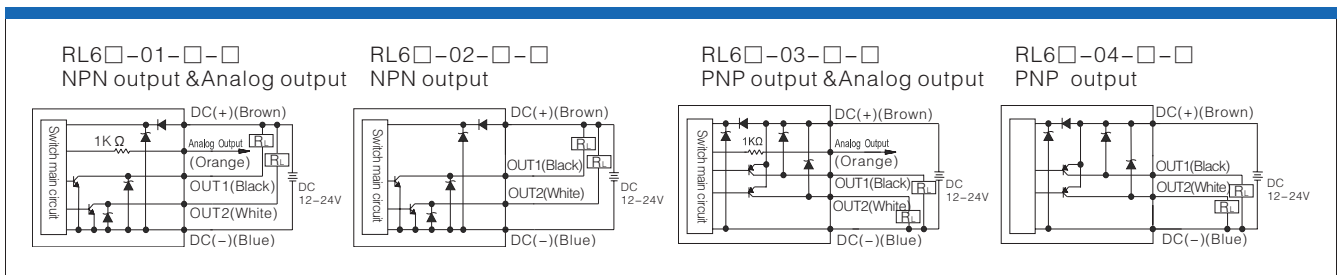
Blank	With 2 meter cable
QD	M8,4 Pin male connector

*(Only type RL6□-02-□, RL6□-04-□)

Option part

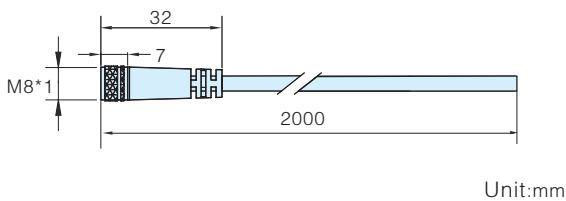
M84R-W0085-2M: M8,4 Pin female connector

Output circuit wiring graph

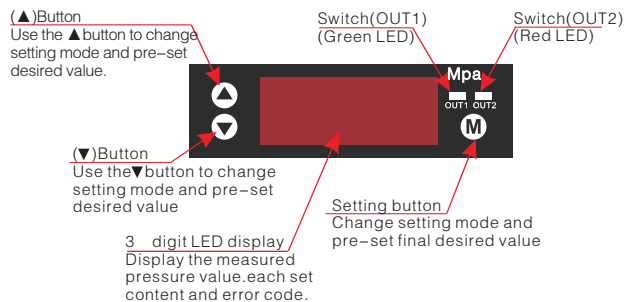


Type of spare parts/Dimension graph

1.M8 Female Connector



Panel instructions



2.Dimensions (mm)

